



How to become a KNX certified training centre?



www.knx.org



Overview

Why become a KNX certified training centre?

Types of certified KNX training centres

Requirements for organizing KNX basic course

Requirements for organizing KNX advanced course

Advantages for KNX training centres

Advantages for the students

KNX Certification Procedure

Costs

Contact

Why become a KNX certified training centre?

- **KNX is approved as a:**
 - European Standard (CENELEC EN 50090 and CEN EN 13321-1)
 - International Standard (ISO/IEC 14543-3)
 - Chinese Standard (GB/T 20965)
 - US Standard (ANSI/ASHRAE 135)
- **Many schools / training centres, companies already offer KNX courses**
 - These courses are however not certified by KNX
- **Promote your training centre via the KNX webpages**
- **Certification = business opportunity for your training centre**
- **Certification = skilled KNX integrators on the market**

Overview

Why become a KNX certified training centre?

Types of certified KNX training centres

Requirements for organizing KNX basic course

Requirements for organizing KNX advanced course

Advantages for KNX training centres

Advantages for the students

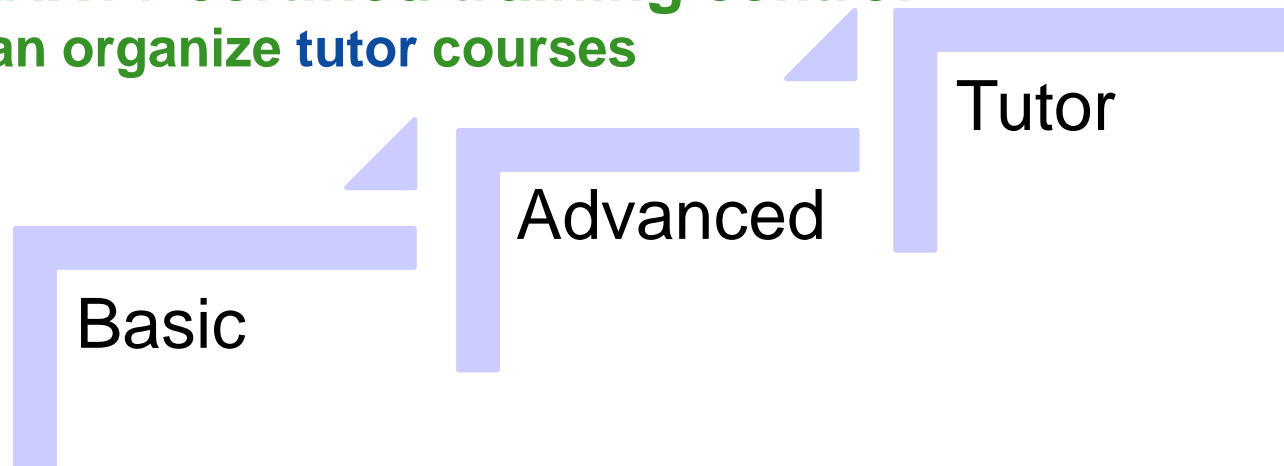
KNX Certification Procedure

Costs

Contact

Types of certified KNX Training Centres

- **KNX certified training centre:**
can organize **basic** courses
- **KNX+ certified training centre:**
can organize **basic and advanced** courses
- **KNX++ certified training centre:**
can organize **tutor** courses



Content of Certified KNX courses

Certified KNX Courses

Three different KNX course levels have been standardized by KNX Association with the following content:

types	KNX Basic Course	KNX Advanced Course	KNX Tutor Course
Topics	<ul style="list-style-type: none"> ✓ KNX System Arguments ✓ KNX Communication ✓ KNX TPI Topology ✓ KNX TPI Telegram ✓ KNX Bus Devices ✓ KNX TPI Installation ✓ KNX Powerline PL110 ✓ ETS Project Design: Basic ✓ ETS Project Design: Advanced (informative) ✓ ETS Commissioning ✓ ETS Diagnostics 	<ul style="list-style-type: none"> ✓ Fail-safe planning ✓ Flags ✓ Heating ✓ Integrated applications ✓ Interworking ✓ Couplers ✓ Lighting Control ✓ Security Technology ✓ Logic Operations ✓ Visualization systems ✓ Supplementary tools 	<ul style="list-style-type: none"> ✓ KNX Requirements for Training Centers ✓ Structure and Scope of KNX Association ✓ KNX Software ✓ History of Bus Systems ✓ Serial data transmission - KNX Protocol ✓ Microcontrollers ✓ Application program ✓ IP Communication ✓ KNX Certification Scheme for Products
Exams	<ul style="list-style-type: none"> • Theoretical • Practical 	<ul style="list-style-type: none"> • Practical 	<ul style="list-style-type: none"> • Theoretical
Certificate	KNX Partner	KNX Advanced	KNX Tutor

Overview

Why become a KNX certified training centre?

Types of certified KNX training centres

Requirements for organizing KNX basic course

Requirements for organizing KNX advanced course

Advantages for KNX training centres

Advantages for the students

KNX Certification Procedure

Costs

Contact

Requirements – Basic course (1)

■ Tutor qualifications

- KNX Tutor may be internal or external person
- Theoretical as well as practical part of basic course shall be organized by KNX certified tutor
- Where?




- At KNX++ certified training centres. The complete list of KNX++ certified training centres can be found here: <http://www.knx.org/knx-en/community/training-centres/list/index.php>
- Crash course of 3-5 days (including exam) organized by KNX Association from time to time:
 - *At the premises of KNX Brussels*
 - *Proof of KNX knowledge is needed*
 - *Special requirements: Please contact christian.stahn@knx.org*

Requirements – Basic course (2)

■ KNX Hardware (fixed or mobile)

- KNX Power supply
- KNX Push buttons
- KNX devices for:
 - Dimming
 - Switching
 - Shutter control
 - Line coupler



Requirements – Basic course (3)

■ **KNX software :**

- ETS5 Professional or ETS5 Lite for each registered training rig
 - ETS5 Professional per KNX tutor → **MUST**
 - ETS5 Lite Licenses for the students
 - *If students will bring own laptop:*
 - *Student can buy ETS5 Lite licenses (60 EUR)*
 - *TC can buy ETS5 Lite license for student (50 EUR or 60 EUR).*
 - *If PC = property of training centre:*
 - *TC can buy ETS5 Lite license for training centre (50 EUR or 60 EUR)*
 - *Maximum two students can be trained at the same time on 1 training rig*
 - *E.g. training 10 students = 5 training rigs*

Requirements - Basic course (4)

- **Facilities:**

- Large image projection (e.g. beamer)



Overview

Why become a KNX certified training centre?

Types of certified KNX training centres

Requirements for organizing KNX basic course

Requirements for organizing KNX advanced course

Advantages for KNX training centres

Advantages for the students

KNX Certification Procedure


Costs

Contact

Requirements – Advanced course

■ KNX Hardware:

- Individual room control
- Fan coil actuator
- Logical modules (standalone or part of other available equipment)
- Input devices with monitored cables or alarm system with certified KNX interface
- Weather station



Overview

Why become a KNX certified training centre?

Types of certified KNX training centres

Requirements for organizing KNX basic course

Requirements for organizing KNX advanced course

Advantages for KNX training centres

Advantages for the students

KNX Certification Procedure

Costs

Contact

Advantages for the training centre (1)

▪ **Considerably reduced price for ETS5**

Professional license:

- ETS5 for regular customers: 1000 EUR
- ETS5 for KNX certified TC (non ISO): **333 EUR**
- ETS5 for KNX certified TC (ISO): **250 EUR**

▪ **ETS5 Lite licenses - students:**

- If students buy own dongle: 60 EUR
- If fixed computers in training centres: 50 or 60 EUR

▪ **Existing ETS4 licenses are upgraded to ETS5 free of charge**

Advantages for the training centre (2)

- **Free access - KNX Basic course training documentation:**
 - Chinese, English, French, German, Greek, Italian, Japanese, Polish, Portuguese, Russian, Spanish, Swedish, Turkish
- **Free access - KNX Advanced course training documentation:**
 - English, German and Spanish
- **Free access to the electronic version of the exam statements:**
 - More than 700 theoretical True/False statements
 - Standardized practical exam

Advantages for the training centre (3)

- Use of the KNX Training logo (on website, letter headed paper, envelopes, business cards,...)



Advantages for the training centre (4)

- Free publicity in the KNX Journal (100.000 copies)




<p>Power and productivity for a better world™ ABB</p> <p>ABB Japan Japan keita.mashino@jp.abb.com www.abb.co.jp</p>	<p>OLSBERGufskolleg</p> <p>Berufskolleg Olsberg Germany dreuter@berufskolleg-olsberg.de www.berufskolleg-olsberg.de</p>
<p>Handwerkskammer Ulm</p> <p>Bildungsakademie der Handwerkskammer Ulm Germany n.kirste@hwk-ulm.de www.hwk-ulm.de</p>	<p>BRAO INTEGRATION</p> <p>Brao Integration France jerome.brao@gmail.com</p>
<p>Cooperativa de Enseñanza JOSÉ RAMÓN OTERO</p> <p>Cooperativa de enseñanza Jose Ramon Otero SCM Spain eva.torija@rotero.es www.rotero.es</p>	<p>DOMUS KNX Training Center</p> <p>Domus Training Centre KNX Chile www.formacionknx@kdomus.cl www.kdomus.cl</p>

Advantages for the training centre (5)

- Free KNX Marketing Material for students
- Right to attend the **KNX Training Centre Conference** organized by **KNX Association**

<https://www.knx.org/knx-en/events/index.php>



INTERNATIONAL CONFERENCE FOR TRAINING CENTRES

Dortmund - Germany

When? **09/12/2016**

Interested? **INTERESTED?**

Sign up on: <http://conferencet2016.eventilla.net>

Maximum number of participants: 1001
Deadline for registration: **18/11/2016**


KNX Association invites you to a joint dinner on **December 8th 2016**.

Participation costs: **Free of charge**

How to get there: see [link](#)

* HOTEL: Hotel accommodation shall be organized and borne by the relevant participant

The worldwide STANDARD for Home and Building Control



CONFERENCE VENUE
Robert-Bosch-Berufskolleg

Benno-Elkan-Allee 2
D-44137 Dortmund
GERMANY

CONFERENCE PROGRAM

Thursday, 8 December 2016

20:00-23:00 Dinner at restaurant. See confirmation email for address of restaurant.

Friday, 9 December 2016

09:00-09:05 Opening of the conference (Mr. Demarest - KNX) (Mr. Peters - Hager)

09:05-09:15 Welcoming speech (President - Robert-Bosch-Berufskolleg) - English

09:15-10:00 New updates on course management system / training documentation (Mr. Unal - KNX) - English
ETS Secure (Mr. Hänel - KNX) - German
Live-Demonstration von KNX Web Services (Mr. Hänel - KNX) - German

10:00-10:15 Coffee break

10:15-10:45 KNX IoT (Mr. Demarest - KNX) - English
Live-Demonstration von ETS Inside (Mr. Hänel - KNX) - German
ETS Secure (Mr. Hänel - KNX) - English

10:45-11:30 Live demonstration of KNX Web Services (Mr. Hänel - KNX) - English
New Updates Kursverwaltungssystem / Schulungunterlagen (Mr. Unal - KNX) - German

11:30-12:00 Live demonstration of ETS Inside (Mr. Hänel - KNX) - English
KNX IoT (Mr. Demarest - KNX) - German

12:00-12:25 Presentation I+D 2016 product novelties company Tapko Technologies GmbH - English
Präsentation I+D 2016 Produktneugigkeiten - ABB Stütz-Kontakt GmbH - German

12:25-12:50 Presentation I+D 2016 product novelties company Zennio Avance y Tecnologia, S.L. - English
Präsentation I+D 2016 Produktneugigkeiten Abrecht Jung - German

13:00-14:00 Lunch break

14:00-14:25 Presentation I+D 2016 product novelties company INSTA Elektro GmbH - English
Präsentation I+D 2016 Produktneugigkeiten iSE Individuelle Software-Entwicklung - German

14:25-14:50 Presentation I+D 2016 product novelties company Bieau comm/Azur - English
Präsentation I+D 2016 Produktneugigkeiten Ota Overseas GmbH - German

14:50-15:15 Presentation I+D 2016 product novelties company TENSE Top Design Switches - English
Präsentation I+D 2016 Produktneugigkeiten Revivox GmbH - German

15:15-15:30 Coffee break

15:30-15:40 Closing discussion

HOTELS

- Novum Hotel Unique**
Hoher Wall 38, 44137 Dortmund
Tel.: +49.231.560.900
E-Mail: unique@novum-hotels.de
- NH Hotel Dortmund**
Königswall 1, 44137 Dortmund
Tel.: +49.30.22388599
E-Mail: nhdortmund@nh-hotels.com
- Mercure Hotel Dortmund City**
Kampstraße 35-37, 44137 Dortmund
Tel.: +49.23158970
E-Mail: H2900@accor.com
- Top Hotel Esplanade**
Burgwall 3, 44135 Dortmund
Tel.: +49.231.5853.0
E-Mail: hotel@esplanade-dortmund.de
- Mercure Hotel Dortmund Centrum**
Olpe 2, 44135 Dortmund
Tel.: +49.231543200
E-Mail: HA006@accor.com
- City Hotel Dortmund**
Grafenhorf 6, 44137 Dortmund
Tel.: +49.231477966.0
E-Mail: info@cityhoteldortmund.de

KNX Association cvba—De Kleeflaan 5, bus 11—B-1831 DIEGEM—Tel: +32 2 775 86 53—Fax: +32 2 675 50 28 - certification@knx.org

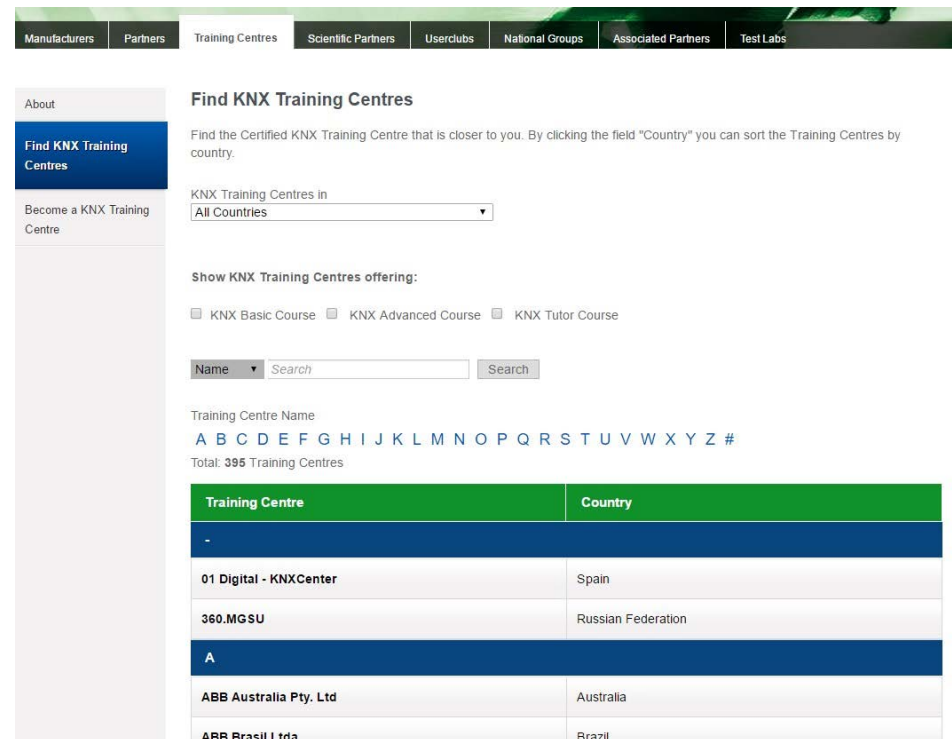
Advantages for the training centre (6)

■ Right to hand out KNX certificates



Advantages for the training centre (7)

- **Your training centre will be listed on the KNX website:**
 - <https://www.knx.org/knx-en/community/training-centres/list/index.php>



Find KNX Training Centres

Find the Certified KNX Training Centre that is closer to you. By clicking the field "Country" you can sort the Training Centres by country.

KNX Training Centres in

Show KNX Training Centres offering:

KNX Basic Course KNX Advanced Course KNX Tutor Course

Name

Training Centre Name

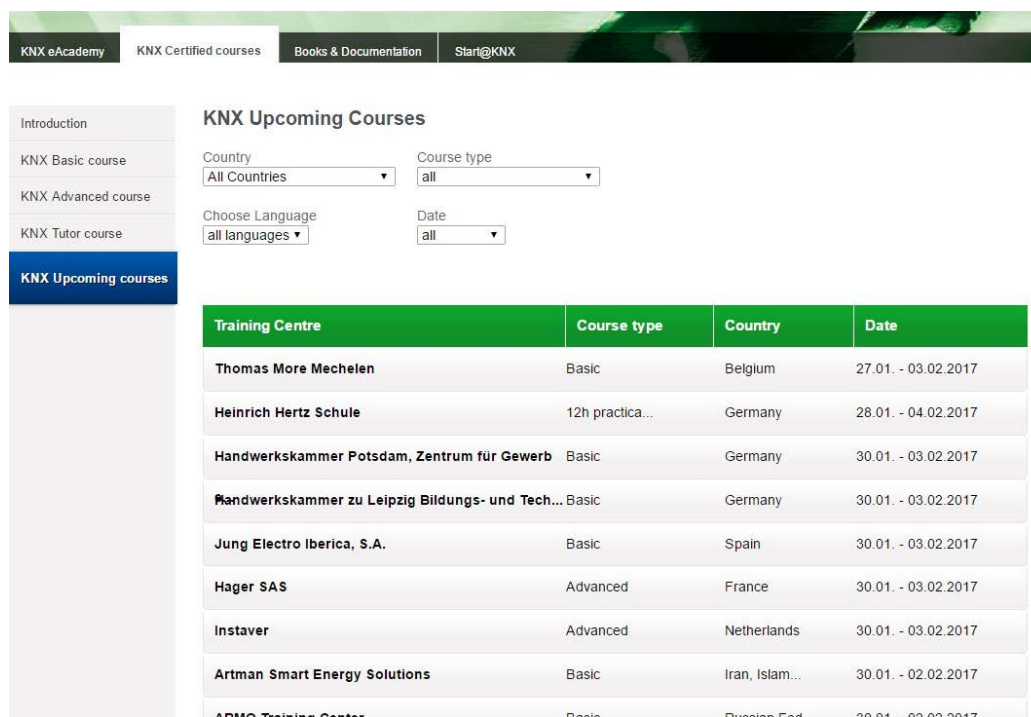
A B C D E F G H I J K L M N O P Q R S T U V W X Y Z #

Total: 395 Training Centres

Training Centre	Country
-	
01 Digital - KNXCenter	Spain
360.MGSU	Russian Federation
A	
ABB Australia Pty. Ltd	Australia
ABB Brasil Ltda	Brazil

Advantages for the training centre (8)

- Promote your upcoming courses to potential customers directly on the website but also in MyKNX <https://www.knx.org/knx-en/training/knx-certified-courses/knx-upcoming-courses/index.php>



The screenshot shows the 'KNX Upcoming Courses' page. It features a navigation menu at the top with 'KNX eAcademy', 'KNX Certified courses', 'Books & Documentation', and 'Start@KNX'. On the left, there is a sidebar with links for 'Introduction', 'KNX Basic course', 'KNX Advanced course', 'KNX Tutor course', and 'KNX Upcoming courses' (which is highlighted). The main content area is titled 'KNX Upcoming Courses' and includes filters for 'Country' (set to 'All Countries'), 'Course type' (set to 'all'), 'Choose Language' (set to 'all languages'), and 'Date' (set to 'all'). Below the filters is a table listing various training centres and their upcoming courses.

Training Centre	Course type	Country	Date
Thomas More Mechelen	Basic	Belgium	27.01. - 03.02.2017
Heinrich Hertz Schule	12h practica...	Germany	28.01. - 04.02.2017
Handwerkskammer Potsdam, Zentrum für Gewer...	Basic	Germany	30.01. - 03.02.2017
Handwerkskammer zu Leipzig Bildungs- und Tech...	Basic	Germany	30.01. - 03.02.2017
Jung Electro Iberica, S.A.	Basic	Spain	30.01. - 03.02.2017
Hager SAS	Advanced	France	30.01. - 03.02.2017
Instaver	Advanced	Netherlands	30.01. - 03.02.2017
Artman Smart Energy Solutions	Basic	Iran, Islam...	30.01. - 02.02.2017
ARMO Training Center	Basic	Russian Fed...	30.01. - 02.02.2017

Advantages for the training centre (9)

■ **Business Opportunity**

- Extend your training activities
- Training fee not established by KNX
- Become the first certified KNX training centre in your region / country.
- Training does not have to be organized on-site but can also take place off-site (other region, country, continent...)



Overview

Why become a KNX certified training centre?

Types of certified KNX training centres

Requirements for organizing KNX basic course

Requirements for organizing KNX advanced course

Advantages for KNX training centres

Advantages for the students

KNX Certification Procedure

Costs

Contact

Advantages for the student / partner (1)

- **Normal ETS5 Lite license = 200 EUR**
 - Student receives voucher of 140 EUR -> only needs to pay the additional 60 EUR
 - Successful exam: voucher of 185 EUR
 - Upgrade ETS5 Lite -> ETS5 Pro: normal price 800 EUR
 - When use of 185 EUR voucher, upgrade costs: 615 EUR
 - **ETS5 Pro for students 675 EUR instead of 1000 EUR**



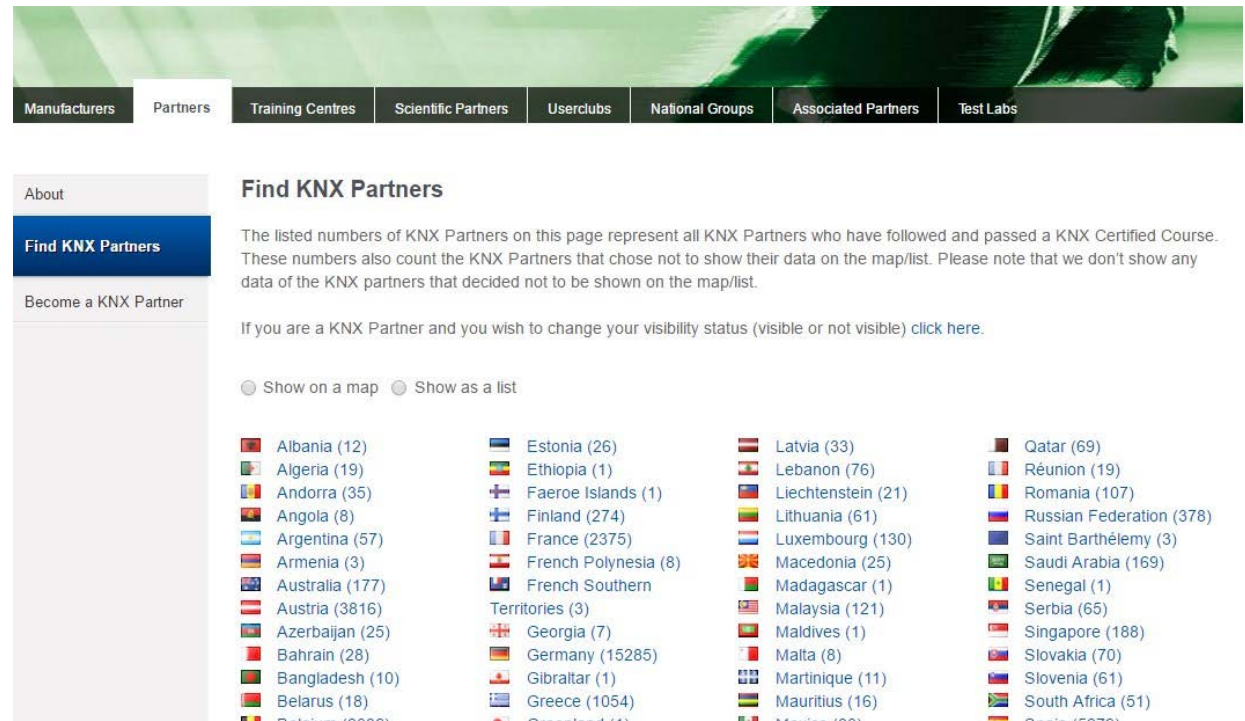
Advantages for the student / partner (2)

- All students receive a **KNX Partner certificate** after a successful exam. With this **KNX certificate** they can apply for **KNX partnership** and use the **KNX Partner logo**.



Advantages for the student / partner (1)

- **Partner will be listed on KNX webpages**
 - Business opportunity for KNX partner
 - Web pages are visited by several thousand of visitors each day



Manufacturers | **Partners** | Training Centres | Scientific Partners | Userclubs | National Groups | Associated Partners | Test Labs

About

Find KNX Partners

Become a KNX Partner

Find KNX Partners

The listed numbers of KNX Partners on this page represent all KNX Partners who have followed and passed a KNX Certified Course. These numbers also count the KNX Partners that chose not to show their data on the map/list. Please note that we don't show any data of the KNX partners that decided not to be shown on the map/list.

If you are a KNX Partner and you wish to change your visibility status (visible or not visible) click here.

Show on a map Show as a list

Albania (12)	Estonia (26)	Latvia (33)	Qatar (69)
Algeria (19)	Ethiopia (1)	Lebanon (76)	Réunion (19)
Andorra (35)	Faeroe Islands (1)	Liechtenstein (21)	Romania (107)
Angola (8)	Finland (274)	Lithuania (61)	Russian Federation (378)
Argentina (57)	France (2375)	Luxembourg (130)	Saint Barthélemy (3)
Armenia (3)	French Polynesia (8)	Macedonia (25)	Saudi Arabia (169)
Australia (177)	French Southern Territories (3)	Madagascar (1)	Senegal (1)
Austria (3816)	Georgia (7)	Malaysia (121)	Serbia (65)
Azerbaijan (25)	Germany (15285)	Maldives (1)	Singapore (188)
Bahrain (28)	Gibraltar (1)	Malta (8)	Slovakia (70)
Bangladesh (10)	Greece (1054)	Martinique (11)	Slovenia (61)
Belarus (18)	Guatemala (1)	Mauritius (16)	South Africa (51)
Belgium (1000)	Honduras (1)	Moldova (1)	Spain (1000)

Overview

Why become a KNX certified training centre?

Types of certified KNX training centres

Requirements for organizing KNX basic course

Requirements for organizing KNX advanced course

Advantages for KNX training centres

Advantages for the students

KNX Certification Procedure


Costs

Contact

KNX Certification Procedure

■ How to apply?

- Login to your MyKNX account (menu: my account, my applications – Become a KNX Certified Training Centre)



The screenshot shows the 'My Applications' section of the MyKNX account. The navigation bar includes 'Home', 'Shop', 'Support', 'My account', and 'Downloads'. Below the navigation bar, there are tabs for 'My Details', 'My Products', 'My Documents', 'My Vouchers', and 'My Applications'. The 'My Applications' section is active, displaying the text 'My Applications' and 'Get the KNX knowledge'. A button labeled 'Subscribe to a KNX certified course' is visible. A callout box is overlaid on the page, titled 'Become a KNX Certified Training Centre'. The callout box contains the following text: 'KNX Certified Training Centres offer standardized training such as the KNX Basic, Advanced or Tutor course. Students who pass the concluding exam of the KNX Basic course have the right to become a KNX Partner. Click this tab if you want to offer this type of training. The annual fee amounts to 500 EUR and is sent to you once you comply with all the KNX requirements for setting up a KNX Certified Training Centre.' Below the callout box, there is a button labeled 'Become a KNX Certified Training Centre' and a logo for 'TRAINING KNX'.

KNX Certification Procedure

Become an official KNX Training Centre



In order to become an official KNX Training Centre, please fill in carefully and then submit the application.

Training Centre details

The following information is fetched from your account details. If this information is incorrect, please go to 'My details' to update it.

My KNX login	KNX195613
Name	Moroyal AV solutions
Address	Oroke Drive 13B
City	01234 Lagos Island
Country	Nigeria
Phone	+41.588223319
Email	haryordayley@yahoo.com
Website	

Invoice information

Please select the invoice information you want to use for this order.

<input checked="" type="radio"/> Moroyal AV solutions Oroke Drive 13B Lagos Island Nigeria	<input type="button" value="Add New Address"/>
---	--

KNX Certification Procedure

Become an official KNX Training Centre



Employee overview

Please fill in the number of employees

Total in Training Centre

Contact persons / KNX Tutors

Please specify the contact persons from your Training Centre

Please specify the KNX Tutors of your Training Centre

KNX Login	Role	KNX Login
<input type="text" value="KNX195613"/>	<input type="text" value="Director"/> <input type="button" value="x"/>	<input type="text" value="KNX195612"/> <input type="button" value="x"/>

KNX Certification Procedure

Become an official KNX Training Centre

1. Details

2. Employees

3. Activities

4. Requirements

KNX Certification Activities

Please indicate as appropriate all the services activities in which your training centre is involved

Location

Location

At your own premises

At other premises

Other Services

Other KNX related services:

Brief introduction of your training centre

Please give a brief summary of your KNX related training centre's activities, which will be used for an article for the KNX Journal. This is an opportunity to promote your Training Centre to the rest of the KNX community. Please insert either an English or a German text. Once your application has been approved by KNX Association, this section cannot be updated anymore.

Article (English)

Article (German)

Logo

Please upload the logo of your Training Centre / company.

 Drag and Drop file
(or click here)

[Back](#) [Continue](#)

KNX Certification Procedure

Become an official KNX Training Centre



Which type of training do you want to offer?

Training

Basic	Advanced	Tutor
<input checked="" type="checkbox"/> Basic <input type="checkbox"/> 12h practical - KNX exam	<input type="checkbox"/> Advanced	<input type="checkbox"/> Tutor

Basic


Theory on-site	<input checked="" type="checkbox"/>
Practical on-site	<input checked="" type="checkbox"/>
Theory online	<input type="checkbox"/>
Practical online	

ISO 9001 Certification

Is your Training Centre certified according to ISO 9001 (including domain 'training')? No Yes

KNX Equipment (Accreditation for basic courses)

Which KNX devices are currently available for organizing KNX Basic courses? + Add product

Manufacturer	Name of the product	Order number	Quantity
How many fixed or mobile KNX training rigs have you installed in your Training Centre for organizing KNX Basic courses? Please note that you need at least two (mobile) training rigs for setting up a KNX Certified Training Centre offering KNX Basic courses.			
Number of fixed training rigs	<input type="text" value="2"/>		
Number of mobile training rigs	<input type="text" value="3"/>		
Upload attachments <ul style="list-style-type: none"> • Pictures of the practical training rig, i.e. a close-up picture of one practical training rig and a picture showing the set-up of the training rigs in the classroom. • Copies of delivery notes and/or invoices of these devices. 			
 Drag and Drop file (or click here)			
None selected			

ETS Licenses

In order to organize KNX Basic courses a Training Centre must acquire at least 1 ETS Professional License which has to be installed on the tutor's PC.

Are the students allowed to bring own laptops to the KNX Basic course? No Yes

Does your Training Centre already own the required ETS Professional license? No Yes

Media equipment Flip chart Beamer Other

Agreement

Please confirm that you have read and agreed the TC requirements before you can submit the application to KNX.

Current agreement version 01.03.00

[Back](#) [Save & Submit](#)

KNX Certification procedure

If application is complete

- Offer of 500 EUR is put in your MyKNX Account
- Once paid: TC will be visible on website
 - TC will be able to organize courses for one year
 - TC can extend “subscription” in its MyKNX account
 - *Extension up to 6 years*
 - TC can download the electronic version of the training documentation / KNX training centre logo
 - TC can create courses so that students can subscribe to the courses
 - TC remains visible on website even if extension date has expired

KNX Certification procedure – potential student

■ How to apply?

- Login to your MyKNX account (menu: my account, my applications – Subscribe to a KNX certified course)



KNX Certification procedure – potential student



Register for a course



I do not have a course code from the Training Centre.

Basic

I have received a course code from the Training Centre.

[Previous](#) [Continue](#)

KNX Certification procedure – potential student

Register for a course

1. Select course

2. Select Training Centre

3. Confirmation

Please search a Training Centre

Search

Country

Germany



Lecture language

All languages



Documentation language

All languages



Search

Training Centre	City	Address	Course	Start date ^	End date	
Q Handwerkskammer zu Leipzig Bildungs- und Technologiezentrum	Borsdorf	Steinweg 3	Basic	14/09/2015	18/09/2015	Subscribe
Q Berker GmbH & Co. KG	Schalksmühle	Klagebach 38	Basic	14/09/2015	18/09/2015	Subscribe
Q Dewies GmbH	Mönchengladbach	Damaschkestr. 9	Basic	28/09/2015	02/10/2015	Subscribe
Q ETZ Stuttgart	Stuttgart	Krefelder Straße 12	Basic	19/10/2015	23/10/2015	Subscribe

KNX Certification procedure – potential student

Course details

Course type	Basic
Maximum students	9
Notes	
Lecture type (theory)	Offline
Lecture type (practical)	Offline
Lecture language	German
Training documentation language	German
Exam type	Online
Exam language	German
Tutors	Günther Rennert - rennert_guenther@web.de

Training Centre details

Training Centre	Handwerkskammer zu Leipzig Bildungs- und Technologiezentrum
Address	Steinweg 3
City	Borsdorf
Country	Germany
Phone	+49.3429130158

Course schedule

< > today **September 2015** month week day

W	Mon	Tue	Wed	Thu	Fri	Sat	Sun
36	31	1	2	3	4	5	6
37	7	8	9	10	11	12	13
38	14	15	16	17	18	19	20
	08:00 KNX 08:45 KNX 10:00 KNX 11:30 KNX 12:30 KNX 13:30 KNX 14:30 KNX	08:00 KNX 10:00 KNX 12:30 KNX 14:30 KNX	08:00 KNX 10:00 KNX 10:30 KNX 12:30 KNX 13:30 KNX 14:30 KNX	08:00 KNX 10:00 KNX 11:00 KNX 12:30 KNX 13:30 KNX 14:30 KNX	08:00 KNX 09:00 KNX 10:00 KNX 10:30 KNX 12:30 KNX 13:00 KNX 14:30 KNX		
39	21	22	23	24	25	26	27
40	28	29	30	1	2	3	4
41	5	6	7	8	9	10	11

KNX Certification procedure – potential student

Register for a course



Subscription details

Course identifier	BAS/2015/8194	Tutors	Günther Rennert Email: rennert_guenther@web.de
Course	Basic	Training Centre	Handwerkskammer zu Leipzig Bildungs- und Technologiezentrum
Start date	14/09/2015		Steinweg 3
End date	18/09/2015		Borsdorf
Lecture type (theory)	Offline		Germany
Lecture type (practical)	Offline	Phone	+49.3429130158
Training documentation language	German		
Exam type	Online		
Exam language	German		

As soon as you press the "Confirm" button you will request to be subscribed to this course. The training centre will be informed about your request and will contact you if necessary.

Please note that you cannot cancel your subscription request once you have pressed the "Confirm" button. If you want to cancel your subscription, please contact the training centre.

Please note that you and your company have the possibility to be listed as a KNX partner on the KNX website (www.knx.org) once you have passed the exam of the Basic course. If you do not want to be listed as a KNX partner on the KNX website, please uncheck this field.

Visible on website

Back

Confirm

Overview

Why become a KNX certified training centre?

Types of certified KNX training centres

Requirements for organizing KNX basic course

Requirements for organizing KNX advanced course

Advantages for KNX training centres

Advantages for the students


KNX Certification Procedure

Costs

Contact

Costs for Certification

- **Symbolic annual fee of 500 EUR**



Overview

Why become a KNX certified training centre?

Types of certified KNX training centres

Requirements for organizing KNX basic course

Requirements for organizing KNX advanced course

Advantages for KNX training centres

Advantages for the students

KNX Certification Procedure

Costs

Contact

Contact / Documentation


■ Contact:

- Tel: +32.(0)2 775 86 53
- Email: certification@knx.org

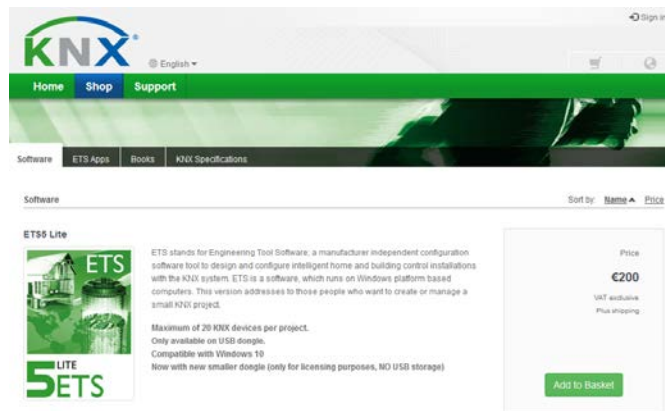
■ More info:

- <https://www.knx.org/knx-en/community/partners/about/index.php>
- <https://www.knx.org/knx-en/community/training-centres/joining/index.php>
- <https://www.knx.org/knx-en/training/books-documentation/knx-association-books/>

More info needed?



Visit the KNX Website



Order our tools in MyKNX



Brochures and presentation in our download section



Buy our eBooks on Amazon

<http://www.knx.org> | <http://my.knx.org>

Start@KNX



Enrol in our KNX Webinars



Discover ETS5 via the eCampus



Follow a Certified KNX Course



Join an Online Training Program

More info: <http://start.knx.org>

Join the worldwide KNX community



Join us!



Follow us on the social media

WWW.KNX.ORG





**Thank you for your
attention!**



www.knx.org